



The Greene County Department of Job & Family Services Annual Report 2022

2022 Board of Greene County Commissioners

*Tom Koogler, President
Rick Perales, Vice President
Richard D. Gould, Commissioner*

County Administrator, Brandon Huddleson

2022 Greene County Job & Family Services Planning Committee

*Leslie Bates
Elaine Bonner
Dustin Booher
Karl Colon
Susan Finster
Pam Hamer
John LaRock
Brent Lewis
Susan Lopez
Nicole Marvin
Lillian McCree
Greta McKenzie
Rebecca Supinger
Catherine Wolf*

Annual Report Contents

*Children Services pg. 2
Public Assistance pg. 3
Child Support pg. 4
Workforce Development pg. 5
Fiscal pg. 6*

It is a privilege to present the 2022 Annual Report for the Greene County Department of Job & Family Services. Enclosed are summaries from each division, providing a snapshot of agency programs and their noteworthy impact on our local community.

Greene County responded to the needs of the community, managing a wide variety of mandated and quality programs. In Children Services, Public Assistance, Child Support, and Workforce Development, the county's team showed a strong commitment to the integrity of public programs and to the well-being of people across the county.

The agency worked diligently to provide governmental benefits and social services, help families succeed, and continue to be a valued resource to Greene County residents. The year inevitably included various challenges and opportunities, from programmatic preparation for the end of the federal Public Health Emergency to the implementation of special programs like Ohio START. We provided timely, comprehensive assistance to families and individuals, with accuracy and compassion. Our employees succeeded in providing excellent customer service to tens of thousands of Greene County residents.

The programs administered by the agency impact Greene County children, families, and seniors, with a primary focus on safety, stability, basic needs, and self-sufficiency. Addressing both needs and goals, the agency provides basic support and progressive tools to help customers maintain stability, achieve self-sufficiency, and improve the quality of their future.

We are proud to be trusted stewards of vital public programs. The Greene County Department of Job & Family Services is committed to maintaining the best possible safety net of social services to the local community. Our dedicated professionals truly make a difference in the lives of thousands of residents each day. It is an honor to be a part of this team.

Beth A. Rubin, Director

CHILDREN SERVICES

**Lana Penney,
Administrator**

The Children Services Division provides for the care, protection, and placement of abused, neglected, and dependent children in Greene County. The division engages in a wide spectrum of protective activities including the assessment of thousands of child abuse and neglect referrals each year. Preventive services are provided to children in their own homes, and temporary and permanent child placement is coordinated through foster care, adoption, kinship placements, and independent living programs. Children Services' mission is to provide family-centered services to protect children from abuse and neglect by building safe, permanent families.

ASSESSMENTS	DISPOSITIONS	TRANFERS
2,941 referrals 589 investigations	16.4% substantiated 13.2% indicated 48.3% unsubstantiated 1.1% other unsubstantiated 21% Alternative Response	63 cases transferred for ongoing services after initial investigation was complete

EMERGING PATTERNS: The number of referrals requiring intervention decreased, while the level of risk, complexity, and court involvement of new cases continues to increase. The agency continues to participate in multiple statewide and county networks to share best practices and advocate for children and families. Multi-system youth remain a priority. Placement moves are increasing due to frequent disruptions and a statewide lack of providers for children with complex mental health needs and behavioral issues. Finding appropriate alternative care is one of the biggest challenges facing the system.

CUSTODY: 139 Children in Substitute Care
<p>Agency goals and priorities:</p> <ul style="list-style-type: none"> • Achieve permanency for all kids through reunification, legal custody, or adoption • Reduce time in agency custody • Reduce the need for congregate care • Decrease the number of placement moves
<p>Kinship placements: Relative and kinship placements typically increase positive outcomes for children. The agency served 125 children in a kinship living arrangement, and 14 children found permanency through legal custody.</p>
<p>Agency foster homes: The Foster Care Licensing Unit received 64 inquiries for fostering and adopting, resulting in 11 applications. The agency had an average of 35 licensed foster homes.</p>
<p>Adoptions: The Adoption Unit finalized 17 adoptions. Two sets of siblings (4 children and 3 children respectively) were adopted together, and both groups were adopted by their foster parents. Six children were adopted at age 12 or older. The agency is currently working with 28 children on permanency plans.</p>
<p>Transitional Youth: The Independent Living Program provided services to 51 youth between the ages of 14 and 21 and youth who returned for aftercare services, which ranged from assistance in housing and locating employment to educational services and assistance in household management. Ten youth emancipated in 2022, nine of whom enrolled in the state's Bridges program.</p>



Greene County Facts 2022

HIGHLIGHTS

*The agency consistently exceeded the standards of **95% for monthly visitation with children and families and 95% for timely investigations.***

*The agency continues to participate in special initiatives including **Wendy's Wonderful Kids and Ohio START.***

CHILD ABUSE PREVENTION MONTH

The 9th annual Child Abuse Prevention Art Contest combined an educational outreach program with a contest that resulted in prizes and a calendar. A total of 201 art contest entries were received from 9 elementary schools.

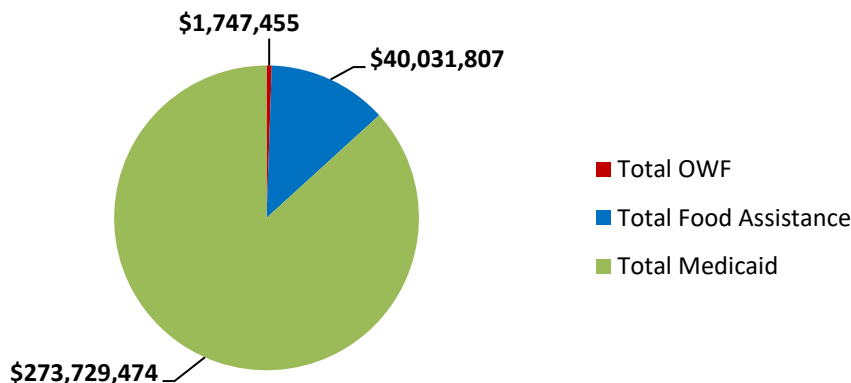


PUBLIC ASSISTANCE

**Leslie Bates,
Administrator**

The Public Assistance Division is responsible for eligibility determination, benefit issuance, and program integrity activities for the agency's Public Assistance programs. Eligibility is based on income, need, and participation in self-sufficiency activities. These programs include SNAP Food Assistance, Medicaid, and Ohio Works First (OWF). The **SNAP FOOD ASSISTANCE** program provides supplemental nutrition to low-income individuals and families. The **MEDICAID** program provides access to needed medical care to low-income Ohioans. These benefits also help support local businesses and the economy. In addition, the division's Social Services unit administers Adult Protective Services, NET Transportation, and Publicly Funded Child Care Assistance.

2022 Public Assistance



The **OHIO WORKS FIRST (OWF)** program provides time-limited cash assistance to low-income families with minor children. Adult recipients participate in job readiness programming and supervised work activities to increase their employability and move toward self-sufficiency before their benefits expire. **In 2022, OWF benefits in Greene County totaled \$1.7 million.**

The **BENEFIT RECOVERY & INVESTIGATIONS** Unit is responsible for investigating allegations of fraud and collecting overpayments. In 2022, the unit collected over **\$54,000** through involuntary benefit reductions, voluntary payments, income tax refund offsets, and court collections. Countless overpayments and fraudulent acts were prevented or halted through regular fraud investigations. A total of 90 investigations were completed.

CHILD CARE ASSISTANCE provides publicly subsidized childcare benefits to low-income families who are employed or in an approved educational program. These services are provided in a childcare center or an approved childcare home setting. In 2022, over 1,300 children from 743 families received subsidies for childcare services. **Benefits in the Child Care Assistance program in Greene County totaled \$7.9 million in 2022.**

NET TRANSPORTATION services are provided to Medicaid consumers by Greene CATS and the Xenia Adult Recreation and Services Center (XARSC) through contractual arrangements. In 2022, NET transportation provided a total of 11,060 one-way trips. **NET program benefits totaled \$568,096 in 2022 for Greene County.**

ADULT PROTECTIVE SERVICES (APS) is responsible for investigating reports of abuse, neglect, self-neglect, and exploitation of individuals sixty years of age and older. All referrals are screened and assessed by APS workers to determine the needs of the individual. Most case plans involve referrals to community-based care, medical services, occasional court intervention, and family care. In 2022, the agency screened in 233 APS referrals.

Greene County Facts 2022

SNAP FOOD ASSISTANCE

Average monthly participants:
13,385

Average monthly benefits:
\$3.3 million
Total 2022 benefits:
\$40 million

MEDICAID

Average monthly participants: 34,363
Average monthly benefits:
\$22.8 million
Total 2022 benefits:
\$274 million

SUBSIDIZED CHILD CARE

Total children served: 1,328
Total families served: 743
Total 2022 benefits: \$7.9 million

NET TRANSPORTATION

Total one-way trips: 11,060
Total 2022 benefits:
\$568,096

ADULT PROTECTIVE SERVICES

Referrals in 2022: 233

Public Assistance and related benefits put \$324 million into the local economy in 2022

CHILD SUPPORT ENFORCEMENT

**Monica Talkington,
Administrator**

The Child Support Enforcement Agency (CSEA) is responsible for services such as location, paternity establishment, the establishment of child support and medical support orders, administrative review and adjustment of child support orders, and the enforcement of child, medical, and spousal support orders. CSEA works closely with local partners such as the Greene County Prosecutor, Domestic Relations Court, Juvenile Court, Xenia Municipal Court, and the Greene County Clerk of Courts. Ohio CSEAs also work with other states to ensure that orders are established and enforced across the country, as well as in other countries. Child support helps connect children to their parents, gives financial assistance to families, and encourages child support payers to stay employed. **In 2022, Greene County CSEA collected \$25.3 million in support.**

Greene County Facts 2022

CHILD SUPPORT

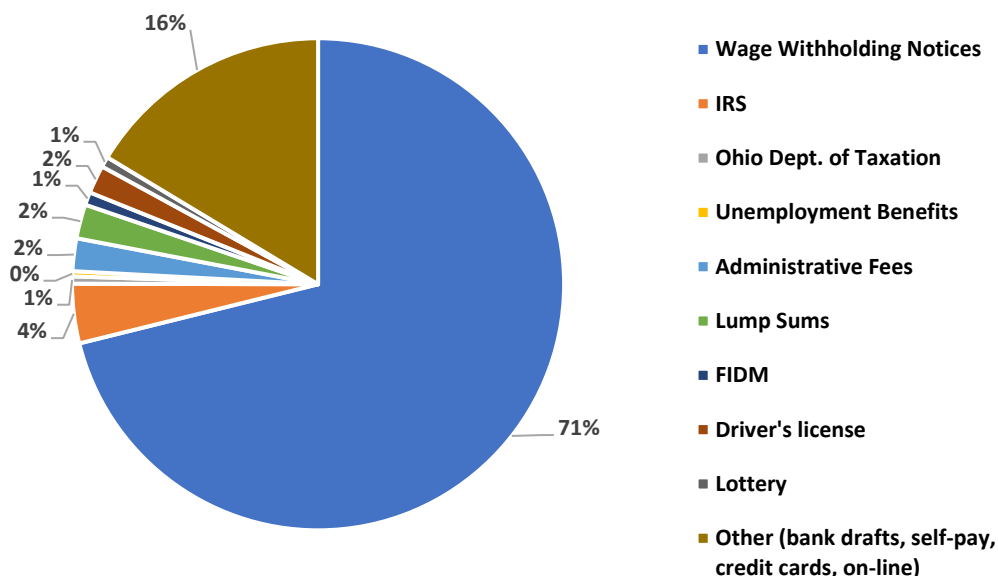
Number of children served:
10,882

Average monthly cases:
7,911

Total 2022 collections:
\$25.3 million

*1 in 3 children in Ohio is
connected the Child Support
program*

2022 Child Support Collections



Paternity establishments
processed:
68

Audits conducted:
2,416

Hearings prepared:
2,837

Ohio's Child Support program impacts more children than any other public program in Ohio except education. One in three children is affected by Ohio's program – that's over one million children. According to state data, child support collections lower poverty by 25%.

*Greene County is the most
cost-effective CSEA in the
state of Ohio*

Ohio's Child Support program collects \$7.70 for every dollar expended, which is higher than the national average. In FFY 2022, Greene County collected \$18.63 for every dollar expended, **making it the most cost-effective county in the state.**

*Child Support put **\$25.3
million** into the local
economy in 2022*

WORKFORCE DEVELOPMENT

**Amy McKinney,
Administrator**

OhioMeansJobs (OMJ) Greene County is a workforce center assisting job seekers, employers, and youth with job search assistance, employee recruitment, job training, and eliminating barriers to self-sufficient employment. County, state, and local partners collaborate to deliver a variety of employment and training services.



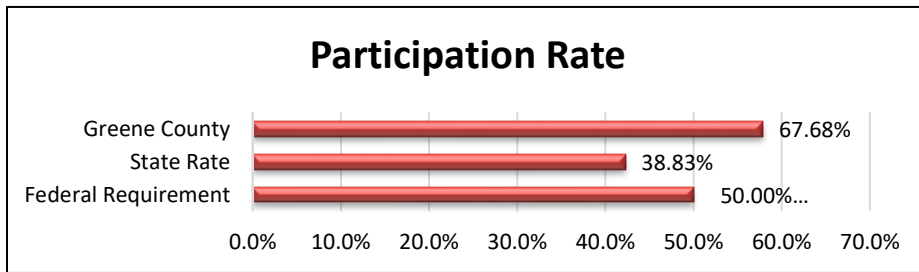
Greene County

A proud partner of the American Job Center network

Available services include a resource room (computer access, fax, copier, Labor Market Information), resume creation, mock interviews, and free workshops. Workshops include OhioMeansJobs Orientation, Parent Support, Spending Smartly, SNAP education, Job Seeker 101, and Re-employment classes.

WORK ACTIVITIES: Federal law requires that certain OWF cash assistance and SNAP recipients must help create and participate in a plan to achieve self-sufficiency through personal responsibility. These plans include activities to increase employability skills and reduce barriers to employment. Greene County exceeded the federal work requirement and Ohio’s statewide average.

2022 OWF ALL-FAMILY WORK PARTICIPATION RATE



WORKFORCE INNOVATION & OPPORTUNITY ACT (WIOA): The WIOA program, funded by the Department of Labor, provides employment and training opportunities to eligible individuals in the categories of adult job seekers, dislocated workers, and youth. WIOA’s goal is to help remove barriers to employment and provide workers with the skills and credentials that improve retention and earnings of participants. Greene County exceeded many of the performance measures.

Greene County WIOA Annual Performance 2022

	Employed 2nd Quarter	Employed 4th Quarter	Median Earnings	Credential Rate
ADULT	88.4% - Exceeds	82.5% - Exceeds	\$10,334 – Exceeds	75.0% - Exceeds
DISLOCATED WORKER	100% - Exceeds	85.7% - Exceeds	\$7,798 - Meets	75% - Exceeds
YOUTH	87.1% - Exceeds	68.9% - Meets	\$4,783 - Exceeds	65% - Exceeds

Greene County Facts 2022

WORKFORCE CENTER PARTNERS & PROGRAMS

Greene CDJFS-Workforce Development Division

- Workforce Innovation & Opportunity Act (WIOA)
- Cash Assistance Work Activities
- SNAP Employment & Training
- Comprehensive Case Management Employment Program (CCMEP)
- Re-Employment Services and Eligibility Assessment (RESEA)

Ohio Department of Job & Family Services

- Wagner-Peyser Employment Services
- Disabled Veterans Employment Program

Opportunities for Ohioans with Disabilities

Miami Valley Career Technology Center – ASPIRE and ESOL

CCMEP Youth Partners:

- Goodwill Easter Seals Miami Valley
- Workforce Services Unlimited, Inc.
- Yes! For Youth

2022 OMJ GREENE COUNTY STATISTICS

Registered Visitors – 4,587
Services Provided – 11,468

The Fiscal Division maintains the fiscal operations for the quadruple-combined agency. The division establishes budgets and monitors revenue and expenditures for the Public Assistance (PA), Child Support (CSEA), Workforce (WIOA), and Children Services (PCSA) funds. The division reports to the Board of Greene County Commissioners, the Ohio Department of Job and Family Services, the Greater Ohio Workforce Investment Board, and the federal government on multiple fiscal cycles. The division also works closely with the Greene County Auditor and state fiscal staff and is responsible for following federal and state rules for purchasing and inventory. All equipment maintenance, systems support, and audit compliance are handled by the Fiscal Division.

**Greene County Facts
2022**

Greene County receives funding from both federal and state sources through ODJFS

Children Services maintains local support through a countywide 1.5 mill levy

Public programs have a substantial economic impact on the community, affecting individuals, businesses, and tax revenue

Agency expenditures in 2022 totaled over \$18 million

Over \$349 million in Public Assistance and Child Support were issued on behalf of Greene County residents in 2022

PA EXPENDITURES	
Public Assistance Cost Pool Expenditures	\$4,071,072.57
Direct Client Services and Contract Expenditures	\$1,560,911.18
Total Public Assistance Expenditures:	\$5,631,983.75

CSEA EXPENDITURES	
Child Support Cost Pool Expenditures	\$1,270,337.44
Child Support Contract Expenditures	\$308,500.51
Total Child Support Expenditures:	\$1,578,837.95

WIOA EXPENDITURES	
WIOA Cost Pool Expenditures	\$534,919.15
WIOA Contract Expenditures	\$347,620.76
Total Workforce Expenditures:	\$882,539.91

PCSA EXPENDITURES	
PA Children Services Cost Pool Expenditures	\$3,169,634.56
Child Welfare Direct and Contract Expenditures	\$7,021,917.53
Total Children Services Expenditures:	\$10,191,552.09

2022 Expenditures

